



INTERACTIVE TOUCH DISPLAY / SCHOOLBORD

4K Infrared Interactive Touch Displays

65" | 75" | 86"



Interactive Whiteboard

Replace the traditional marker boards as you annotate, share and create magic with this ultimate presentation tool. The built in annotation can detect varying pen pressure as small as 1.5mm for a more realistic whiteboard experience. Up to 20 touch points can also be utilised simultaneously; ideal for collaboration.



4K Display

The 4K Ultra HD display delivers incredible image quality with four times resolution higher than Full HD. Optimised for viewing distances both near and far the display allows your content to take center stage for all your visual communication.



Free MeetingPad Software

State of the art integrated software brings these displays to life. Wirelessly mirror and file share between your devices and the screen. The wireless collaboration features are all compatible with Android, Apple and Windows devices.



Multi-Device Wireless Mirroring

Wirelessly project the displays of up to four smartphones, tablets, laptops, PCs or Macs. Using mobile devices you can mirror the display in both directions, and even take control of the touch screen. Mirroring via 5GHz allows for fast response, all without the need of external wires or transmitters.



Key Features



INTEGRATED ANDROID PC



20 POINT INFRARED TOUCH



ETCHED GLASS



NO SHADOW



NARROW BEZEL

5-GHZ INTEGRATED WI-FI

SMART PEN STYLUS

5 YEAR ONSITE WARRANTY (UK MAINLAND ONLY)



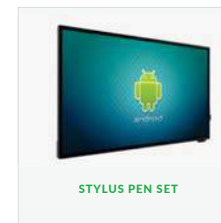
4K

3840x2160


FULL ANDROID CONTROL



OPTIONAL OPS



STYLUS PEN SET



CONNECTIVITY

Other Features

Seamless File Sharing

Once your device is connected you can quickly and easily share documents, videos, images and audio files stored on your smartphone, tablet, laptop or PC directly to the touch screen. You can also share files from the touch screen to your device via email or by scanning a QR code with your mobile or tablet.



Smart Pen and Styluses

A Smart Pen is included as well as an extendable pointer and two extra magnetic styluses. The Smart Pen is ideal for remote presentations and quick shortcuts and can be stored in the convenient holder on the side of the screen.



Freeze Frame Function

While your laptop is connected you can freeze the image on screen so that you can continue to work independently on your laptop.




Etched Glass

Improves tactility for smoother touch gestures, especially useful for multiple users. The anti-glare nano coating also diffuses external light improving optical clarity.



Optional OPS Windows PC

For seamless integration onto existing networks an OPS PC can be installed into the rear of the display, allowing for ultimate flexibility to switch between Android and Windows effortlessly.



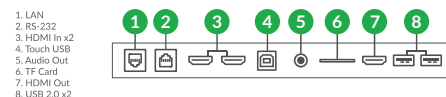
Replace Projectors

Sharper image and greater contrast provide superior readability and doesn't take its toll on your eyes. Also designed to last 16 times longer than most projector lamps and doesn't create annoying shadows.



Touch Screen Monitor

As well as using the built in Android system these displays can also be used as a touch screen monitor by connecting a PC or laptop via HDMI and USB. There is also a HDMI out to duplicate the touch screen display to a second monitor.



Stunning Enclosure

The precision enclosure is crafted from black aluminium and assembled in segments so the enclosure can remain sexy and sleek with its rounded corners and narrow bezel. It also has a polymer rear cover to keep it super slim and lightweight.



		65 inch	75 inch	86 inch
Panel	Resolution	3840x2160		
	Display Area (mm)	1428.48x803.52	1651.74x929.76	1896x1067
	Aspect Ratio	16:9		
	Brightness (cd/m²)	500		
	Colour	1.07G colors		
	Colour Depth	8 Bit		
	Viewing Angle	178°		
	Contrast Ratio	5000:1		
Lifespan	80,000 Hours			
Touch	Touch Technology	Infrared		
	Touch Points	20 (10 Touch Points in MeetingPad Software)		
	Glass Hardness	7H minimum		
	Response Time	≤5ms		
	Touch Point Accuracy	±1.5mm		
Audio	Touch Resolution	32768x32768		
	Speaker Type	2.1 Stereo 2×10 W 4Q+15W 4Q		
	AV Inputs/Outputs	Front Inputs	USB x 2	
Rear Inputs		HDMI-In x 2, Audio In, USB x 2, TF Card, RS232		
Outputs		Touch USB (Type B), Audio Out, HDMI-Out		
Power	Power Supply	AC110~240V (50Hz~60Hz)		
	Power Consumption	≤140W	≤205W	TBC
Mechanical	Unit Size (WxHxD mm)	1485x862x75	1737x1011x78.1	1957.8x1131.7x99.62
	Package Size (WxHxD mm)	1656x1020x230	1888x1155x223	2213.8x1353.8x353.6
	VESA Holes (mm)	400x400/400x600	600x560/600x760	800x600
	Net Weight (kg)	40	57.35	TBC
Environmental	Gross Weight (kg)	48	66.55	TBC
	Operating Temperature	0 °C to 40 °C		
	Storage Temperature	-10°C to 60°C		
	Operating Humidity	10% to 85%		
Computer	Storage Humidity	10% to 90%		
	CPU	ARM Quad-core Cortex-A53 1.4GHz		
	RAM	2GB DDR3		
	Architecture	64-bit		
	Graphic Engine	ARM Mali T720mp2		
	Hard Drive/Internal Memory (eMMC)	16GB		
	USB	USB 3.0 x 2, USB 2.0 x3		
	LAN	10/100 Ethernet		
	Wi-Fi	802.11b/g/n/ac		
Accessories	OS	Android 6.0		
	Included	User Manual (CD), Remote Control, Power Cable, LAN Cable, USB A Male to USB A Male Cable(x1), USB A Male to USB B Male Cable (x1), Wi-Fi Aerial (x2), HDMI Cable, Magnetic Whiteboard Pen (x 2, Smart Pen (x1), USB Screen Projection Dongle (x2)		
	Optional	Wall Mount, Floor Stand/Trolley, Ceiling Mount		
Warranty	Warranty Period	5 Year Onsite Warranty (UK Mainland Only)		
	Technical Support	Lifetime		



Touch CMS

Touch Content Management System Overview

Our Touch Content Management System allows anybody to design engaging interactive touch screen content without having to write a single line of code. Thanks to the easy-to-use interface the power is now in your hands to create and control content that your audience will love to interact with. Use your pre-existing images, videos and even your own website to design exciting touch content. Deploy your touch screen content to screens anywhere in the world with just the push of a button. You can also send remote commands, designate specific user privileges, schedule your content to appear at set times and dates and even preview and interactive with your content from your PC.

Buttons

Link your different pages together and trigger a host of different actions. Use buttons to prompt videos to start, launch websites, link to different pages or playlists and even launch Android compatible applications; all this without having to write any code. You can also utilise Button Groups to create and manage multiple buttons at once.

Branding

Insert your company's logo and use the company colours to completely personalise your Touch Screen Content.

Static Text

Allows you to input custom text values. Edit the font, colour and size of your text.

Image Overlay

Add an image with transparent sections as a top layer to give the other media zones a frame, to create a video gallery.

Weather Widget

Display a real time local weather forecast at a glance.

Time and Date

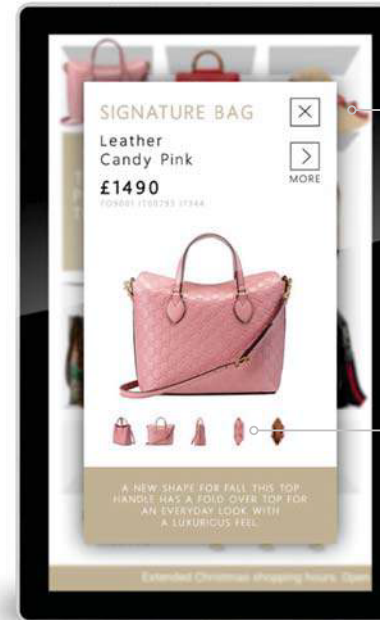
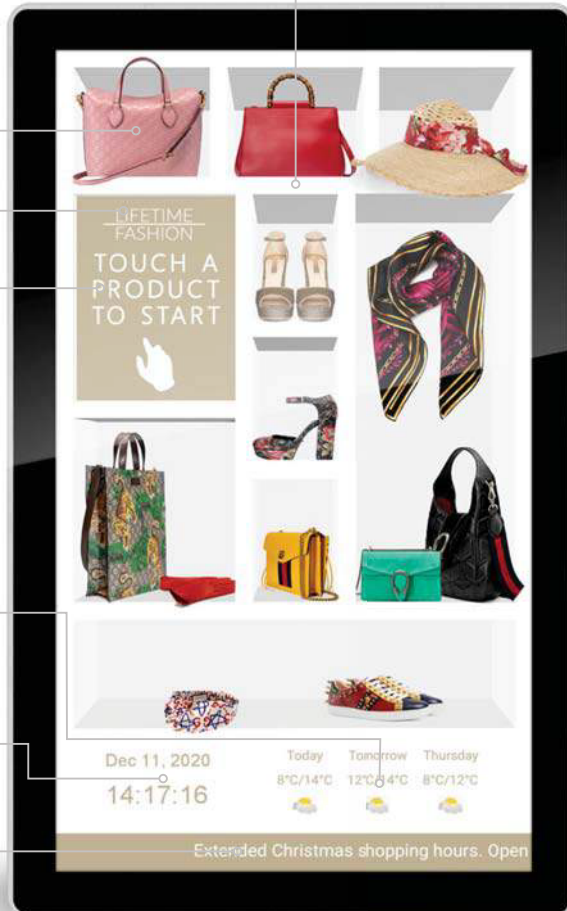
Display the time and date in a variety of different formats and choose exactly what colour you want to use.

Scrolling Text

Display a scrolling ticker tape message.

Backgrounds

Set a specific colour or use your own image as your background to frame your media zones. You can also design your entire interface, including buttons, as a background image and then place empty button zones over your graphics.



Images

Insert your images into this zone and set the duration time and transition effect to display your images like a slideshow.

Media Galleries

Create user friendly galleries of your image and video content. Personalise your carousel with the length of each slide and the transition affect.

Screensavers

You can set a 'timeout' period for your content; if the screen isn't touched during this period you can assign a separate playlist to display automatically. This can include images, videos, webpages and even RSS feeds.

Apps

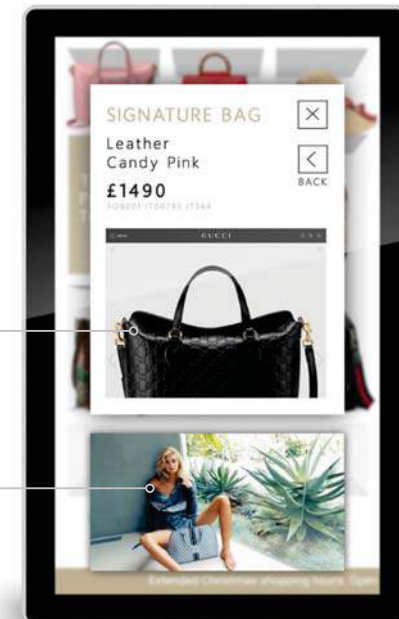
If you have an Android compatible app that you would like to use you can integrate it into your Touch Screen content. It can then be launched within the playlist with the touch of a button.

Webpages

Incorporating websites and webpages into your Touch Screen content opens up a whole new world of opportunities. Any complicated functions that can't be achieved by using the standard tools of our CMS can be achieved by creating a webpage. Interact with your company website, your social media feeds, online maps, HTML 5 elements and much more.

Videos

Set your videos to play automatically or assign a 'play' button to have them play on command. You can even assign multiple buttons to play different videos on the same page, allowing you to create a video gallery.





NEEM CONTACT OP.

WE KIJKEN GRAAG WAT WE VOOR UW ONDERNEMING KUNNEN BETEKENEN

Met ons grote assortiment aan Digital Signage producten, communiceert en informeert u makkelijker met uw klanten of medewerkers op een moderne en digitale manier.

ProDigit

Impact 35

6921 RZ Duiven

Telefoonnummer: +31 6 83796776

E-mail: sales@pro-digit.nl